

1-phase monitoring relay with set voltage level

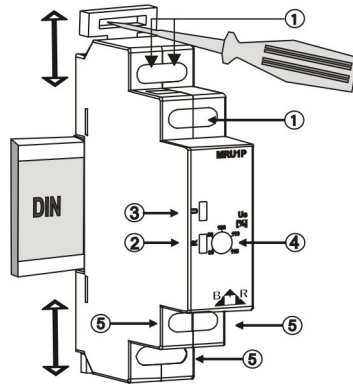
1. Description

Monitoring relay controls set voltage level. Device can be set for over-voltage or under-voltage control. Relay is standardly supplied by following voltages: 24 VAC, 24 VDC and 230 VAC. Relay has one output double-throw contact 8 A.

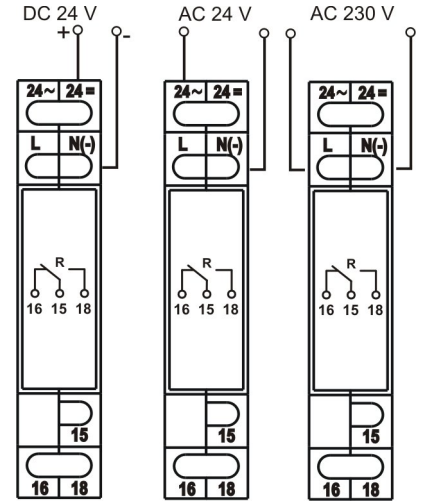
Terminal description:

- ① Supply / control voltage
- ② Output indication
- ③ Supply voltage indication
- ④ U_s toggle level setting
- ⑤ Outputs

Terminal placement:

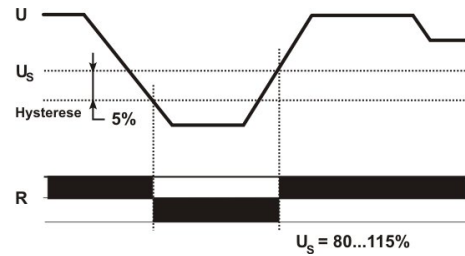


Connection diagram:



2. Function

After making a proper connection of supply voltage green LED turns on. If this voltage drops below (exceeds) the set level minus fix hysteresis 5%, yellow LED turns on and output is closed. If controlled voltage exceeds (drops below) the set value yellow LED turns off and output is opened. Control voltage level is possible to set via rotary button on the front panel in range 80 – 115% of nominal voltage.



3. LED diagnostic

Green LED on:	Presence of supply voltage.
Green LED off:	Supply voltage is not present or wrong polarity.
Yellow LED on:	Set level was exceeded. Contact no. 15 - 18 is closed.
Yellow LED off:	Set toggle level is not exceeded. Contact no. 15 - 16 is closed.

4. Technical features

Parameter	Value
Supply / control terminals:	24 VAC, 24 VDC, L, N(-)
Nominal / max. voltage (24VDC-N):	24 VDC / max. 32 VDC
Power consumption:	max. 1,5 VA
Nominal / max. voltage (24VAC-N):	24 VAC / max. 30 VAC
Power consumption:	max. 1,5 W
Nominal / max. voltage (L-N):	230 VAC / max. 269 VAC
Power consumption:	2,5 W
Supply indication:	green LED
Adjustable toggle level:	80 - 115 % of nominal voltage
Hysteresis:	fix 5 %
Output parameters:	
Number and type of contacts:	1x changeover contact
Nominal current:	8 A
Switching power:	max. AC 2000 VA
Trigger current:	30 A
Nominal voltage / max. switching voltage:	250 VAC / 440 VAC
Mechanical lifetime:	3 x 10 ⁷
Electrical lifetime:	1 x 10 ⁵ 250 VAC, 1 A
Others:	
Working temperature:	-20 .. +55 °C
Storage temperature:	-40 .. +70 °C
Working position:	any
Mounting:	IEC 60715 (DIN 35)
Protection degree:	IP 40 on panel / IP 20 terminals
Electrical strength:	4 kV
Input wire diameter with / without cavern:	max. 2x1,5mm ² ; 1x2,5mm ² / max. 2x1,5mm ² ; 1x2,5mm ²
Weight:	75 g
Dimensions:	90 x 18 x 65 mm
Standards:	IEC 60255-6, IEC 61010